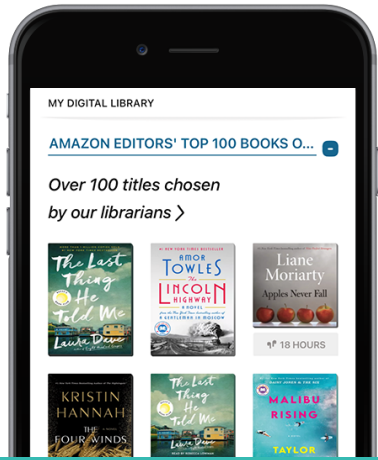


# All you need is a device to get started!



1

Download the Libby app

2

Find Lincoln Library

3

Enter your library card

4

Borrow a title & start reading

*Don't have a device? You can use Libby from any computer. Visit:*

<https://rpls.overdrive.com/>

Need more help with Libby?

Visit [help.libbyapp.com](http://help.libbyapp.com)

or contact us at

[www.lincolnlibrary.info](http://www.lincolnlibrary.info)

 217.753.4900



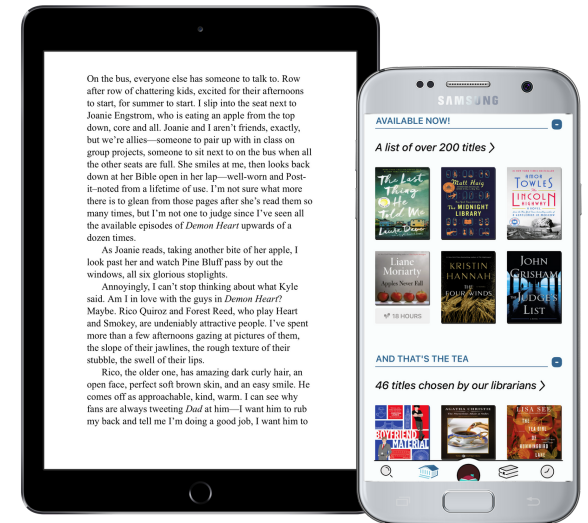
# Lincoln Library

 **ROLLING PRAIRIE**  
DIGITAL CONSORTIUM

*Libby brought to you by Lincoln Library and the Rolling Prairie Digital Consortium*

# Borrow ebooks, audiobooks & magazines

# Libby.



# GETTING STARTED WITH

Smartphones  
&  
Tablets

## DOWNLOAD THE APP First Time Use Only

1

Download the Libby app from the app store on your device-



Libby is not available in the Amazon Appstore, but can be sideloaded to Kindle Fire Tablets at [overdrive.com/apps/libby/kindlefire](https://overdrive.com/apps/libby/kindlefire)

Open the Libby app-

- Tap **Yes** to get started
- Select **Guess My Library**  
*If Libby does not find Lincoln Library:*
- Select **No, I'll Search For a Library** and search for **Lincoln Library**
- Tap **Rolling Prairie Digital Consortium - Lincoln Library**

Add your library card-

- Tap **Sign In With My Card**
- Select **Lincoln Library (Springfield)**
- Type your 14 digit card number in the box
- Tap **Sign In**
- Tap **Next**
- Tap **Skip** to start browsing the collection


2

3

## BORROW eBooks, Audiobooks, & Digital Magazines

Browse | Search

Option #1: Browse the Collection-


- Scroll down the homepage to browse lists curated by our librarians
- Tap the  icon to apply filters and click **Show Titles** to see titles matching your filters

Option #2: Search for titles-

- Tap the magnifying glass icon and type the name of an author, title, or genre
- Filter your results by format, availability, and more

Borrow | Place Hold

Option #1: Borrow-

- If an item is available now, it will have a **Borrow** option next to it
- Tap **Borrow** twice to check it out
- Select **Open Book** to begin reading or listening
- Tap your bookshelf  to view your loans, open a book, or send a book to a device

Option #2: Place a Hold-

- If a title isn't available right away, select **Place Hold** to be added to the queue
- Enter an email address to receive a notification when your hold is ready for checkout
- Tap **Place Hold**
- Select **Keep Browsing** to look for other titles
- Tap your bookshelf to see all your holds and position in the queue

1

2

## EXPLORE Features, Settings, and More

2-Tap Renewals!

1

Tap your bookshelf and find the title you want to renew

2

Tap "Renew Loan"

Checkouts can be renewed 72 hours before the expiration date only if there are no other holds

Customize

Tap the  button

- Tap **Manage Notifications** to change what kind of notifications you get
- Tap **Manage Cards** to update or add a library card
- Tap **Get Some Help** to search FAQs
- Tap **Settings** to change download rules and more



In a book, tap the center of the screen, then the A icon to change font and background color