

Check out and start reading in 4 easy steps!



1

Download the Boundless app

2

Find Lincoln Library

3

Enter your library card

4

Borrow a title & start reading

Don't have a device? You can use Boundless from any computer. Visit:

Inclib.boundless.baker-taylor.com

Need more help with Boundless?

Visit

baker-taylor.my.site.com/boundless

or contact us at

www.lincolnlibrary.info

 217.753.4900

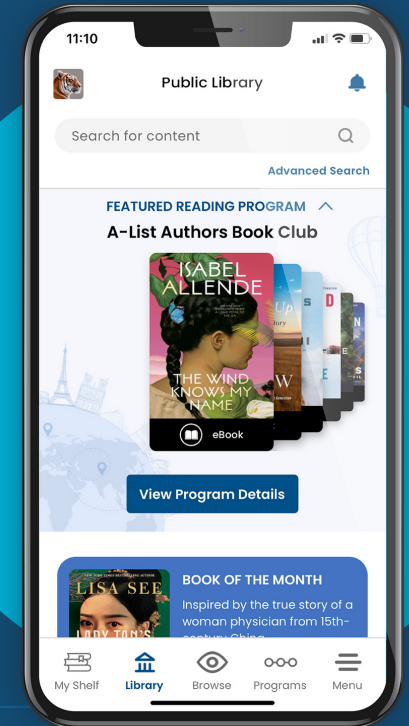


Lincoln
Library



Boundless brought to you by Lincoln Library and eRead Illinois

Check out, read and listen—all in one app



 boundless

DOWNLOAD THE APP

First Time Use Only

1

Download the Boundless app from the app store on your device



2

Open the Boundless app

- Type in **Lincoln Library**
- Tap on **Lincoln Library / Public Library of Springfield IL**

Add your library card

- Type your 14-digit card number (with no spaces) in the **Card Number** box
- Tap **Sign In**
- Tap the starred profile
- Start browsing the collection!


3

BORROW

eBooks & Audiobooks

Browse and Search

Search for a Title

- Use the search bar or magnifying glass icon at the top of the screen to type the name of an author, title, or genre
- Tap the slider  to sort and filter your results by format, availability, and more.

Browse the Collection



Library

Tap the **Library** icon to browse curated lists of titles



Browse

Tap the **Browse** icon to see all items in the collection. Tap the slider to refine by subject, age range, and more.

Check Out or Place a Hold

Check Out

- Tap on the cover of a title you want to borrow.
- Tap the blue **Checkout** button
- Tap **Read**

Place a Hold

- If a title isn't available right away, select **Place Hold** to be added to the queue
- Enter an email address to receive a notification when your hold is ready for checkout
- Tap **Place Hold**

View Checkouts and Holds



My Shelf

Tap **My Shelf** to view your checkouts, holds, hold queue position, wishlist, and checkout history (if enabled)



EXPLORE

Features, Settings, & More

Return Titles Early

Titles automatically return on their due date.

To return a title early:

- Tap **My Shelf**
- Tap **Checkouts** 
- Tap the three blue dots under the title you want to return
- Tap **Return**  **Return**
- Tap **OK**

Renew Loans

If no one else has placed a hold on an item, it can be renewed at the end of the loan period.

- Tap **My Shelf** then **Checkouts**
- Tap the three blue dots under the title you want to renew
- Tap **Renew**
- Tap **OK**

Profiles and Settings

Profiles provide a separate experience for multiple users with one library barcode.



Lincoln Library /
Public Library of Spri...



Tap the profile picture to add or delete profiles.

Tap **Menu** then **Profile Settings** to turn on email notifications, checkout history, **Menu** and customize your profile.



In a book, tap the center of the screen, then the **A** icon to change font and background color