



+

zinio
for **LIBRARIES**



=

rb digital

Zinio and OneClickdigital have combined to use one app! You can now checkout eBooks, eAudiobooks and Magazines with the RBdigital app. Read and listen to them on your mobile device with the RB digital app or computer for free with your Lincoln Library card! Visit lincolnlibrary.info/readers/mediaDownloading.html to learn more about RBdigital.

USE THE RBdigital APP TO CHECKOUT, READ OR LISTEN TO BOOKS, OR READ MAGAZINES ON A MOBILE DEVICE



- New users have to create an account online at either lincolnil.oneclickdigital.com or www.rbdigital.com/lincolnil/service/magazines/landing *(Must do this before using the app)*
- Download the app, RBdigital from your devices app store: Apple devices(iPad & iPhone, etc.) use the [App Store](#), Android devices(Nook Color/Tablet, Samsung Phone/Tablet, etc.) use the [Google Play Store](#), and Kindle Fire devices (HD/HDX, etc.) use the [Amazon App Store](#).
- **Open the app and follow the prompts** to setup your app - **Select USA, Type the Username** that you created on the website in the first step, **Tap Next, Tap Lincoln Library** in the list, **enter your password and click Next**.
- **Checked out screen appears with current checkouts in all formats listed. Click on any of them to begin listening or reading** *(Must be connected to Wi-Fi to download checked out items)*.
- Search the collections by clicking on the  icon or Browse the collections by click on the menu icon  and clicking on the collection you want to browse (Audiobooks, eBooks, or Magazines)
- To download an item click “Play”, “Read” or “Download”
- To Return an item before it expires click on the cover and then click “Return”
- To Renew an item click on the cover and click “Renew”

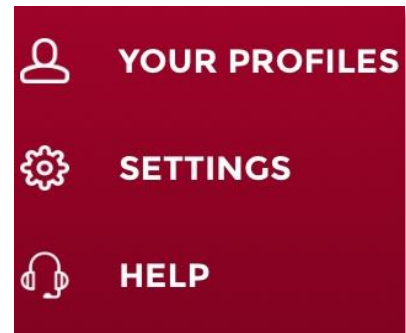
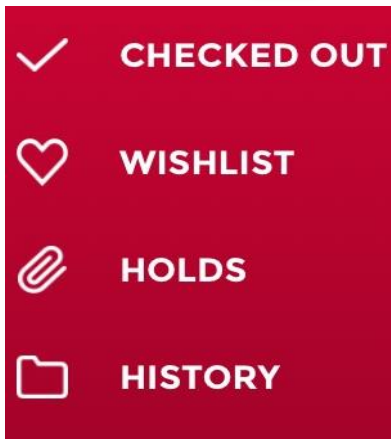
NAVIGATING THE RBdigital APP



App Menu is used to access the following:



Search the collections (Audiobooks, eBooks, Magazines)



READ MAGAZINES ON COMPUTER

- **Open a browser**(IE, Chrome, Safari, Firefox) on the computer and go to <https://www.rbdigital.com/lincolnil>
- **Login, “Checkout”** a magazine and **“Start Reading”** to load magazine in the browser.

READ EBOOKS ON COMPUTER OR E-INK DEVICE (NOOK w/no app store, KOBO, SONY READER)



Use Adobe Digital Editions to read EPUB formatted eBooks on your **e-ink device** (Kindle e-ink devices are not compatible)

- **Download Adobe Digital Editions** from adobe.com/solutions/ebook/digital-editions/download.html (Choose either Macintosh or Windows and **Click the “Download Now” link**).
- **Activate Adobe Digital Editions** with you Adobe ID. If you do not have an Adobe ID you will need to register to get one at <https://goo.gl/2c2cHV>
- **Create an account** online at lincolnil.oneclickdigital.com
- **Log in** to your newly created account (*link located in the upper right hand corner of browser*).
- **Check out a title clicking on the cover of the book** you want to check out. Then **click Checkout**.
- Once the book is checked out. **Click on your name** in upper right corner. Then **click My Titles**. Then **click on the cover** of the book to download it into Adobe Digital Editions.
- If **reading on computer** you can **click on the cover in Adobe Digital Editions** to begin reading now.
- **To transfer to e-ink device** connect your device to the computer with a USB cable. In Adobe Digital Editions **click the Library button**, then **click and drag the title** to the left hand side of the screen to your mobile device. A **green plus sign** will appear. **Release the title** and it will be transferred to your device. Eject your device from your computer and the title will be available to read on your device.
- **Return** early by **clicking on Library** in Adobe Digital Editions, then **right click on the cover** and **click on Return Borrowed Item**.

LISTEN TO AUDIOBOOKS ON COMPUTER (Windows/Mac) AND TRANSFER TO MP3 PLAYER



Use RBdigital Media Manager to listen to audiobooks on your computer.

*Note: Due to Microsoft's decision to no longer support DRM encryption, **protected** RBdigital titles can no longer be transferred*

*from the RBdigital Media Manager. You can still listen to **protected** titles in the RBdigital Media Manager, stream the titles from your library's RBdigital website, or listen to the title with one of the RBdigital mobile app on Apple, Android, or Kindle Fire devices.*

- Create an account online at lincolnil.oneclickdigital.com/ (**Must do this before downloading software**)
- Download RBdigital Media Manager at lincolnil.oneclickdigital.com/#/help/support and install it on your computer. Follow the prompts and log in using your RBdigital account information. Check the “Remember Password” and “Automatic Login” checkboxes.
- **Go back to the RBdigital Collection Webpage** at lincolnil.oneclickdigital.com/ and **log in** to your newly created account (*link located in the upper right hand corner of browser*).
- **Check out a title** by **clicking on the cover of the book** you want to check out. Then **click Checkout**.
- If the download does not automatically start after checking out the book then **click on your name** in upper right corner. Then **click My Titles**. Then **click on the cover** of the book to download it into RBdigital Media Manager.
- If listening on a computer **click Play** in RBdigital Media Manager.
- **To transfer unprotected titles to MP3 Play** connect your device to the computer with a USB cable. In RBdigital Media Manager click Download and Transfer. Follow prompts.
- **Return or Renew** by clicking Return or Renew buttons in RBdigital Media Manager or in your RBdigital online account on the My Titles page.