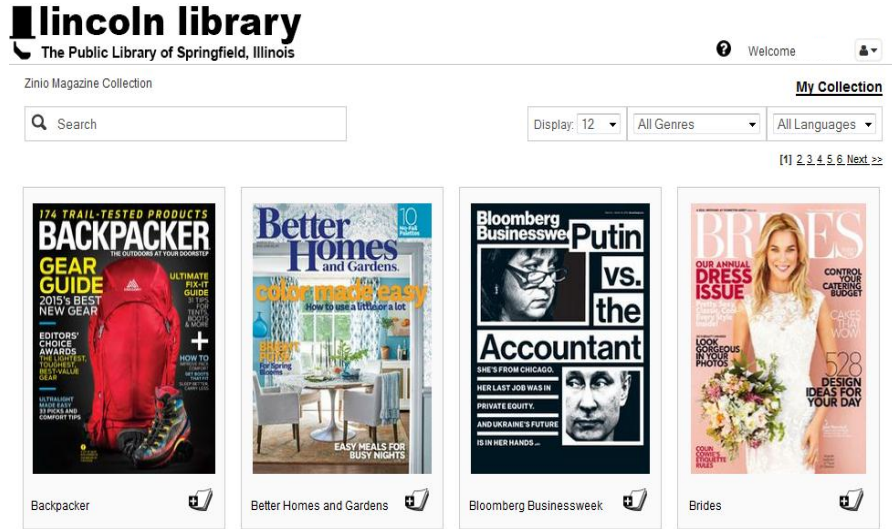


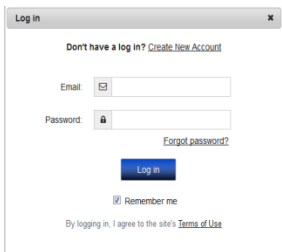
DIGITAL MAGAZINE BROWSING AND CHECKOUT

REMINDER: You **MUST** always start at the Lincoln Library Magazine Collection at www.rbdigital.com/lincolnil/ in browser to check out a magazine.

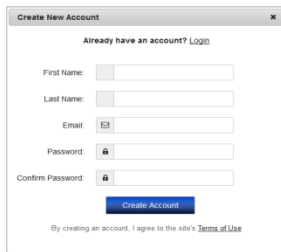
1. **BROWSE** and select magazines to add to My Collection.
2. **SEARCH** – genre, title or keyword
3. **CLICK ON MAGAZINE** –view magazine details for current or back issues.
4. **CHECKOUT AND LOG IN** -click the Checkout button. New users will click Create New Account(Lincoln Library card number required) or returning users will Log In.



Returning users
can login



New users create
new account



ALL checkouts **MUST** be completed in a browser at the Lincoln Library Magazine Collection page - www.rbdigital.com/lincolnil/
...
The Zinio for Libraries app is for **READING ONLY**.

DIGITAL MAGAZINE READING

Success! You have checked out a Magazine.

After you have checked out a magazine you can click either click **KEEP BROWSING** to select additional magazines to add to **My Collection**. All checked out magazines can be accessed through the **My Collection** link in the top right corner of the screen at any time.

READING ON A COMPUTER – Right after you check out a magazine just click **Start Reading** and the magazine will open in a new tab for you to begin reading.

NAVIGATE THE ISSUE - Flip pages and view the entire publication cover-to-cover with the navigation buttons located on the left of the screen.

CHECKING OUT ADDITIONAL MAGAZINES - Return the **Lincoln Library Magazine Collection** page to check out a new magazine or click on **My Collection** on Lincoln Library Magazine Collection page to switch to a different magazine that you have already checked out.

READING ON MOBILE DEVICES – You must first check out the magazines from the Lincoln Library Magazine Collection page (www.rbdigital.com/lincolnlib/) . After you check out a magazine open the **Zinio for Libraries** app.

GETTING ZINIO FOR LIBRARIES APP

Access the app store (iOS – App Store & Android – Google Play Store) directly from your device

OR

Click on the links provided at bottom of the Zinio Lincoln Library Magazine Collection page (www.rbdigital.com/lincolnlib/) - **(Kindle Fire HD/HDX this option only)**

USING THE MOBILE APP

1. You must **first have an account at the Lincoln Library Magazine Collection** page before you can login into the Zinio for the Libraries app.
2. **Sign in using the email address and password you used to create your account for the Lincoln Library Magazine Collection** page.
3. Magazines that you have checked out will automatically load on your device if connected to Wi-Fi.
4. Click on one of the magazines you checked out from the Lincoln Library Magazine Collection to begin downloading it to your device. *(Note: Using the app requires you to download each magazine to your device.)*
5. Flip pages (swipe left and right on screen) and view the entire publication cover-to-cover or go directly to a page by selecting it from the bottom of the screen.
 - a. If a 'Text' button appears below a page you can click it to read that article as text and then click the 'Page' button to return to the whole page view. *(Note: only select articles have this function.)*

Please be aware that if you use the Zinio app (NOT the Zinio for Libraries app) that it is also a commercial app and there are magazines for sale by Zinio. To make sure you only view the magazines you have checked out from Lincoln Library click **Read at the bottom of the screen within the Zinio app.*

** Patrons may continue to use the Zinio.com app to manage their collection – If patrons have magazines they purchased, they may still access them along with magazines they have checked out from your library by using the Zinio.com app. Zinio.com apps will continue to be available for iPhone, Android, Kindle Fire HD/HDX, Win8, PC, MAC.*