



You can checkout eBooks and eAudiobooks from eRead Illinois with Axis360. Read them **on your computer or e-ink device or read and listen to them on your mobile device** for free with your Lincoln Library card! Visit lincolnlibrary.info/readers/mediaDownloading.html to learn more about eRead Illinois and Axis360.

Access eBooks using the Axis360 app on your mobile device or PC or use Adobe Digital Editions to read on your PC/Mac or transfer to an e-ink device. **Access eAudiobooks** using the Axis360 app **ONLY** on your mobile device.

USE THE AXIS360 APP TO CHECKOUT, READ OR LISTEN TO BOOKS ON A MOBILE DEVICE



- Get the **Axis360 app** from the [Apple App Store](#), [Google Play Store](#) or [Kindle App Store](#) by downloading and installing it. It is free.
- **Open** the Axis 360 app


- Go through the tutorial or skip it by clicking on the green link at the “Skip...” link at the bottom of screen.
- **Type “Lincoln Library”** into the search bar at the top of the screen that says “Search for My Library”.
- Tap **“Lincoln Library / Public Library of Springfield IL USA”**
- **Type your Library Card Number** where it says “Library ID”
- Now you can search or browse the collection to check out eBooks or eAudiobooks .
- Just **tap on a book** cover to read a synopsis, check it out, put it on hold or add it to your wish list.
- If using the eRead Illinois Axis360 webpage or Lincoln Library online catalog to check out your eBook then you will need to choose the format **“Axis360 EBOOK”** to read the eBook in the app. **DO NOT CHOOSE EPUB.** **WARNING:** *You must complete the download of the eBook or eAudiobook before opening it. Downloading completes faster if app is open and displaying the download progress.*

NAVIGATE THE AXIS360 APP




My Library

Homepage of the app.



Account

Verify account information.



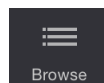
More

View help documents, adjust your preferences and more.



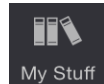
Filter

Filter searches by Availability, eBook or eAudiobook



Browse

Browse the collection.




My Stuff

View/Read/Listen to checked out items, items on hold or wish list.



Search the collection by title, author or keyword.



Change how your view search results.

- How to **read/listen to a checked out book** or **return a checked out book**.
 - Click on and then tap the cover of the book you want read/listen to or return.
 - If the download has completed you will have buttons to “Read Now”, “Listen Now” “Return” or “Remove”. Tap the button to complete your desired action.

READ EBOOKS ON MAC OR E-INK DEVICE (NOOK, KOBO, SONY READER) (ONLY EBOOKS)



Use Adobe Digital Editions to read EPUB and PDF formatted eBooks on your **e-ink device** (Kindle e-ink devices are not compatible)

- **Download Adobe Digital Editions** from adobe.com/solutions/ebook/digital-editions/download.html

(Choose either Macintosh or Windows depending on your computer and **Click the “Download Now” link**).

- **Activate Adobe Digital Editions** with you Adobe ID. If you do not have an Adobe ID you will need to register to get one at <https://goo.gl/2c2cHV>
- **Check out a title** by visiting the eRead Illinois collection at lnclnlib.axis360.baker-taylor.com/.
- **Find the title** you would like to check out on the eRead Illinois Axis360 website. Select the title, select **ePub/PDF format**, and choose **“Checkout Now”**. Enter your library card number. A confirmation message will appear after successful checkout. **Click “Download”** and then **open with Adobe Digital Editions**.
- If **reading on computer** you can **click on the cover** to begin reading now.
- **To transfer to e-ink device** connect your device to the computer with a USB cable. In Adobe Digital Editions **click the “Library” button**, then **click and drag the title** to the left hand side of the screen to your mobile devices. A **green plus sign** will appear. **Release the title** and it will be transferred to your device. Eject your device from your computer and the title will be available to read on your device.
- **Read** the eBook on your Device.
- **Return** early by **clicking on “Library”** in Adobe Digital Editions, then **right click on the cover** and **click on “Return Borrowed Item”**




READ EBOOKS ON A WINDOWS PC OR SURFACE TABLET (ONLY EBOOKS)



- Get the **Axis360 app** for Windows PCs or Surface tablets by going to the following link:
<http://lnclnlib.axis360.baker-taylor.com/AppZone/AdobeReaderList>

- Select **Download for Windows** and the download should begin automatically.

- **Click on the completed download** (either at the bottom of your browser or in your downloads folder).
- **Click “Run”** to install
- **Follow the prompts** in the installation wizard to complete the installation.
- **Click “Sign In”** and search for **“Lincoln Library”**
- Select **“Lincoln Library / Public Library of Springfield IL USA”**
- **Type in your Library Card Number**
- **Click “Sign in”** again to log into the application.
- **Visit lincolnlibrary.info/readers/mediaDownloading.html** and then **click on eRead Illinois logo or link** to visit the eRead Illinois website to check out your eBook or use the library online catalog to checkout eBooks.
- When checking out eBook choose  **“Axis360 EBOOK”** format to read it in the Axis360 app on your computer.
- **Read** the eBook once it appears on the shelf by **clicking on the eBook** to begin downloading. After the download completes, **click the eBook again** to start reading.
- **Return** early by **hovering over** the eBook cover and **click the “Info” button**. **Click “Return Item”**.

Format Reminder: Axis360 EBOOK - need Axis360 app on mobile device or Windows PC

ePub - need Adobe Digital Editions to read on Mac or transfer to e-ink device

Axis360 EAUDIOBOOK – need Axis360 app on a mobile device