




## Learn a language with Lincoln Library & Rosetta Stone today!

*Important Note: Rosetta Stone requires a Lincoln Library card. Computer use requires internet access, microphone and speakers. Mobile Device use requires Wi-Fi or cellular data.*


### Using a computer to access Rosetta Stone:


1. **Go to** the library website at [lincolnlibrary.info](http://lincolnlibrary.info)
2. **Click** on Research and then **Click** on Electronic Resources then **Click** on Languages under Resources by Topic (*Note: Bookmark this page for future reference*) and then **Click** on Rosetta Stone Library Solution
3. If using **outside the library** you will be required to **enter your entire library card number**.
4. **Click** Rosetta Stone Library Solution
5. **Enter** your email address and a password (*Note: remember this for future logins*)
6. **Choose** a language (*Note: After you begin and you decide that you want to switch to a new language, you must first log out of Rosetta Stone and then log back in and choose a new language.*) and then **Click SIGN IN**
7. **Click** Launch Rosetta Stone Language Lessons Version 3 to begin learning
8. **Follow** the prompts and choose language and level
9. **Choose** course (*Note: Standard (recommended) or your preferred Learning Focus.*)
10. **Click** 
11. **Setup** Microphone
12. **Follow along and participate** when prompted to learn your chosen language.

For additional help visit <http://goo.gl/FsKMib>

### Using a mobile device to access Rosetta Stone: (iPad, iPhone, Android, Kindle Fire, & Nook)

#### First time users start here...



1.  **Go to** your app store and **search for 'Learn Languages Rosetta Stone'** app. Then install it. **DO NOT** launch the app once installed.
2. **Open a web browser** on your device and **Go to** the library website at [lincolnlibrary.info](http://lincolnlibrary.info)
3. **Tap** on Research and then **Tap** on Electronic Resources then **Tap** on Languages under Resources by Topic (*Note: Bookmark this page for future reference*) and then **Tap** on Rosetta Stone Library Solution
4. If accessing outside the library you will be required to **enter** your entire library card number.

5. **Tap** Rosetta Stone Library Solution
6. **Enter** your email address and a password (*Note: remember this for future logins and to log into the app later*)
7. **Choose** a language
8. **Tap** SIGN IN
9. **Tap** Launch Rosetta Stone Language Lessons Version 3 then a 'Open in Languages' prompt will open. **Tap** Allow.
10. It should automatically log you into the app. If this does not happen you will need to **Tap** 'I already have an account. Sign In'. Then **Tap** 'Enterprise and Education Learners'. **Re-enter** your email address and password from the Rosetta Stone website and Namespace = **s9067598**
11. Once logged into the app a list of Levels and course settings will appear. **Tap** on Standard (recommended) or your preferred Learning Focus. **Do this on ALL LEVELS** then **Tap** on Close.
12. After the units load **Tap** on settings icon  and **adjust** the Speech Settings to your preferences and then close settings.
13. **Tap** on the first unit to begin learning your chosen language.

### **Returning users...**

1. Open the Language Learning app and if not already signed in then **Tap** on Sign In, then **Tap** on Enterprise and Education Learners and **sign in** with your email, password and Namespace = **s9067598**.
2. **Tap** on the unit you left off at to begin learning your chosen language.

### **Change to a new language...**

1. You will need to sign out of the Language Learning app by **Tapping** the settings icon  and then **Tapping** Sign Out
2. **Complete** steps 2-10 for new users above.
3. **Tap** on the settings icon  and then **Tap** on Learning Language. Your new language should be listed. **Tap** on Language then **Tap** on Standard (recommended) or your preferred Learning Focus. **Do this on ALL LEVELS** then **Tap** on Close.
4. Click on the first unit to begin learning your new language.

For additional help visit <http://goo.gl/kjDhuF>